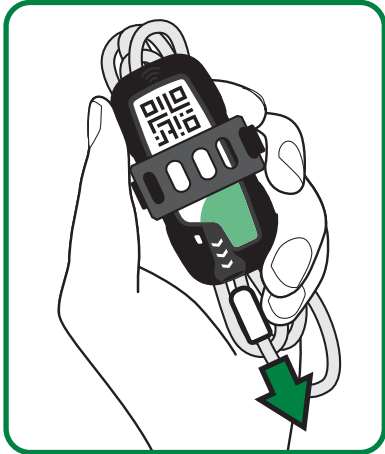




HG-4040A_SmartRock™



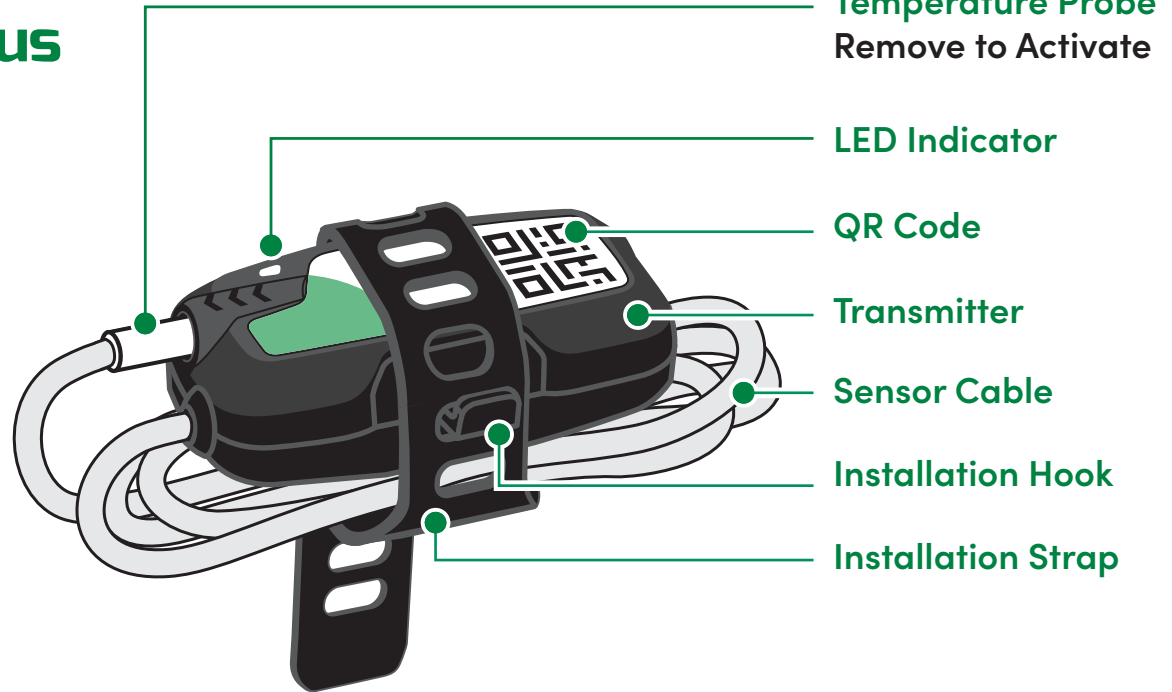
Get started with your SmartRock™ or SmartRock™ Plus sensors in these easy steps



1 Remove the temperature probe from the sensor to activate



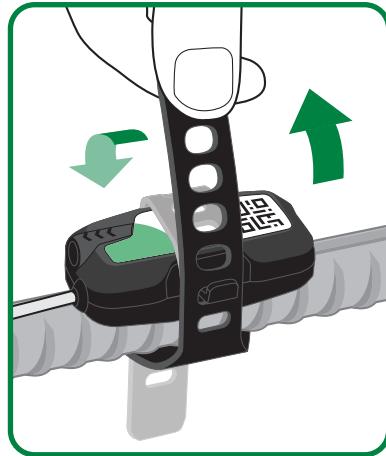
2 Add the sensor to your project by scanning the QR Code



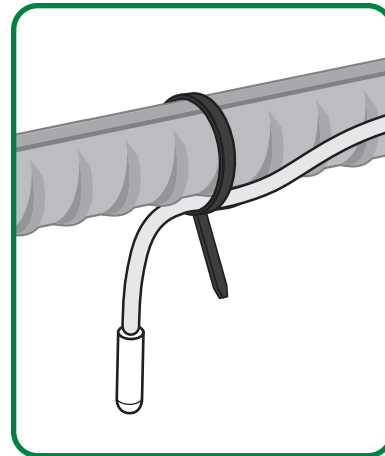
3 Assign the sensor a name in the mobile app and on its label



4 Install the transmitter on rebar no more than 2 inches (5cm) from concrete surface



5 Pull strap tight over the installation hook and fold remaining strap over



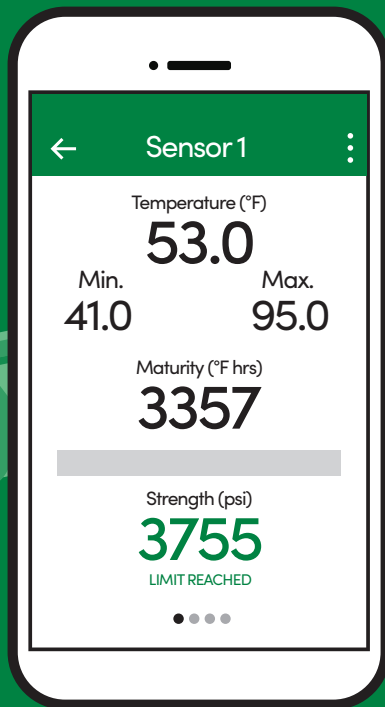
6 Secure the cable and temperature probe below the rebar



7 Pour concrete and monitor results in the mobile app or remotely with SmartHub™


GIATEC SmartRock™

The World's #1 Wireless Concrete Sensor



! Have you updated your app?

Download the
SmartRock™ or **SmartRock™ Plus**
mobile app for iOS or Android



Scan Me!
For more information
and training videos.

Warranty

Humboldt Mfg. Co. warrants its products to be free from defects in material or workmanship. The exclusive remedy for this warranty is Humboldt Mfg. Co., factory replacement of any part or parts of such product, for the warranty of this product please refer to Humboldt Mfg. Co. catalog on Terms and Conditions of Sale. The purchaser is responsible for the transportation charges. Humboldt Mfg. Co. shall not be responsible under this warranty if the goods have been improperly maintained, installed, operated or the goods have been altered or modified so as to adversely affect the operation, use performance or durability or so as to change their intended use. The Humboldt Mfg. Co. liability under the warranty contained in this clause is limited to the repair or replacement of defective goods and making good, defective workmanship.

Humboldt Mfg. Co.
875 Tollgate Road
Elgin, Illinois 60123 U.S.A.

U.S.A. Toll Free: 1.800.544.7220
Voice: 1.708.468.6300
Fax: 1.708.456.0137
Email: hmc@humboldtmfg.com

Testing Equipment for



Construction Materials

HUMBOLDT

www.humboldtmfg.com